

# PRODUCT BROCHURE **STRUCTURAL SOLUTIONS**

GRP AUSTRALIA | 2024




# PRODUCT GUIDE

## GRP AUSTRALIA

### CONTENTS

GRP AUSTRALIA COMPANY BRIEF.....	04
MOULDED GRATING.....	06
PULTRUDED GRATINGS.....	10
FRP MODULAR HAND RAIL.....	13
FASTENERS.....	16
OTHER PRODUCTS.....	20





## COMPANY BRIEF

GRP Australia is a Brisbane based, owned and operated company. As an independent supplier we source and import FRP pultruded structural sections and FRP grating from trusted quality manufacturers. This enables us to provide our customers with quality products at competitive prices.

The owners of the company, have combined their engineering backgrounds and 65 years of experience in the construction, mineral processing, chemical and waste treatment industries. We have in-house Engineers capable of providing design services to our customers, including the design of custom pultruded shapes to suit client specific requirements.

We are excited to see the growing recognition and use of pultruded products in many industrial and residential applications and are confident this product has many advantages over traditional building products such as timber, steel, and aluminum.

GRP Australia currently stock a selection of the most commonly used pultruded sections and FRP grating however, many more profiles are available for order. Please contact GRP Australia for assistance with custom or specific profiles.

# RESIN GUIDE

## RESIN BASE

GRP Australia offers four resin systems to accommodate various applications ensuring the optimal utilisation of moulded grating. Resin type should be chosen according to the environment in which the material is intended to be used.

Resin type	Resin base	Description	Corrosion resistance	Flame Spread Rating ASTM E84	Cost
VEFR-25	Vinyl ester	Superior corrosion resistance and retardant.	Excellent	Class 1, 25 or less	
VEFR-10	Vinyl ester	Superior corrosion resistance and enhanced retardant	Excellent	Class 1, 10 or less	Most Expensive
IFR-25	Isophthalic polyester	Industrial grade corrosion resistance and fire retardant	Very good	Class 1, 25 or less	Least Expensive
IFR-10	Isophthalic polyester	Industrial grade corrosion resistance and extra fire retardant	Very good	Class 1, 10 or less	



### TYPE VEFR-25

Primarily used in grey water, mining, plating and petrochemical applications. Type VEFR-25 is designed to withstand harsh chemical environments where the grating is subject to direct contact with harsh chemicals.



### TYPE IFR-25

Type IFR-25 provides an intermediate level of chemical resistance suitable for grating exposed to splash and spill contact with hard chemicals. With a flame spread rating of 25 or less, it is an ideal general purpose resin with a reduced cost.



### TYPE VEFR-10

Type VEFR-10 is manufactured with an enhanced flame spread rating of 10 or less for applications that require additional flame resistance i.e offshore platform.








### TYPE IFR-10

Type VEFR-10 has an enhanced flame spread rating of 10. It is manufactured to the same high quality as Type IFR-25.

# COLOUR GUIDE

## RESIN BASE

Colour Code	Standard Colour	Sample
G	Grass green RAL6010	
LG	Grey RAL9006	
SG	Slate Grey RAL7015	
Y	Signal Yellow RAL1003	
BG	Black Grey RAL 7021	

GRP Australia offers a range of standard colours that are most commonly used in the construction industry. For specialty applications, we can supply FRP products in any colour listed in the RAL colour guide. See below for alternative colour options or contact us directly.

### ALTERNATIVE COLOUR EXAMPLES



**Beige**  
RAL 1001



**Colza Yellow**  
RAL 1021



**Tomato Red**  
RAL 3013



**Light Pink**  
RAL 3015



**Signal Violet**  
RAL 4008



**Signal Blue**  
RAL 5005



**Light Blue**  
RAL 5007




**Bottle Green**  
RAL 6007



**Luminous Green**  
RAL 6038



**Pearl Copper**  
RAL 8029



**Cream**  
RAL 9001



**Jet Black**  
RAL 9005

# MOULDED GRATING

## GRP MOULDED GRATING

Our moulded grating is manufactured in an open, heated mold system. Continuous E-glass roving's are placed in the mold in alternating layers and completely wetted out with resin. This continuous process produces an integral, one piece construction which provides excellent corrosion resistance as well as bi-directional strength. There are a number of different molds available resulting in an extensive range of panel sizes, thickness and mesh patterns.


### INDUSTRY APPLICATIONS

- Chemical plant and metal finishing
- Construction engineering, traffic and transport
- Petrochemical engineering, ocean survey, water engineering
- Food and beverage plants
- Marine and wildlife
- Beach side walk ways and structures

### ADVANTAGES

- Anti-corrosion and anti-aging
- Slip resistance
- Light but high loaded strength
- Long service life and maintenance free
- Non-conductive or magnetic
- Easy Installation and rich colours

### SURFACES



Concave **Finish**



Standard **Grit**



Fine **Grit**



Flat **Top**



Glass **Beaded**

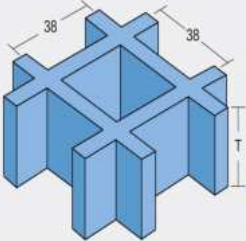


Grit Top **Grit**

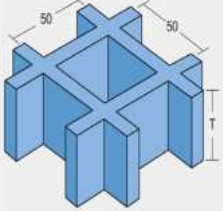
# MOULDED GRATING DETAILS

## MG 38

\*Standard panel size in bold

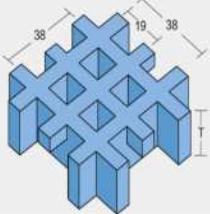
Legend	Thickness (mm)	Bar Thickness (Top/Bottom)	Mesh size (mm)	Panel Size available (mm)	Weight (kg/m <sup>2</sup> )	Open Rate (%)
	13	6.0/5.0	38x38	<b>1226 x 3665</b> , 1220 x 4000, 1220 x 2440, 915 x 3050, 1264 x 4010	6.0	78
	14	6.0/5.0	38x38	<b>1226 x 3665</b> , 1220 x 4000, 1220 x 2440, 915 x 3050, 1264 x 4010	6.5	78
	15	6.5/5.0	38x38	<b>1226 x 3665</b> , 1220 x 4000, 1220 x 2440, 915 x 3050, 1264 x 4010	7.0	78
	25	6.5/5.0	38x38	<b>1226 x 3665</b> , 1220 x 4000, 1524 x 4010, 915 x 3050, 1524 x 400, 997 x 3012	12.3	78
	30	6.5/5.0	38x38	<b>1226 x 3665</b> , 1220 x 4010, 1524 x 4010, 921 x 3055	14.6	68
	38	7.0/5.0	38x38	<b>1226 x 3665</b> , 1220 x 2440, 921 x 3055, 1524 x 4010, 1000 x 2000, 1000 x 3000, 1000 x 4000	19.5	68
	50	11.0/9.0 heavy duty	38x38	<b>1000 x 1990</b> , 1230 x 3666, 1230 x 4010	42	56

## MG 50

Legend	Thickness (mm)	Bar Thickness (Top/Bottom)	Mesh size (mm)	Panel Size available (mm)	Weight (kg/m <sup>2</sup> )	Open Rate (%)
	15	6.0/5.0	50x50	1226 x 3665, 1220 x 4020	5.9	82
	25	7.0/6.0	50x50	<b>1230 x 4020</b>	11.5	78
	40	6.8/5.0	50x50	1787 x 4530	17.5	80
	50	8.0/6.0	50x50	1230 x 4020, 1532 x 4020	23.7	78

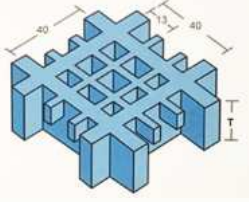
## MG 19 MINI MESH

\*Standard panel size in bold

Legend	Thickness (mm)	Bar Thickness (Top/Bottom)	Mesh size (mm)	Panel Size available (mm)	Weight (kg/m <sup>2</sup> )	Open Rate (%)
	25	6.5/5.0	19x19 38x38	<b>1226x3665</b> , <b>1220x2440</b> , 915x3050, 1220x4000	16.8	40
	30	6.5/5.0	19x19 38x38	<b>1226x3665</b> , 1220x2440, 915x3050, 1524x4027	18.8	40
	38	6.5/5.0	19x19 38x38	<b>1226x3665</b> , <b>1220x2440</b> , 915x3050, 1524x4027	23.5	40

## MG13 HEAL GUARD

\*Standard panel size in bold

Legend	Thickness (mm)	Bar Thickness (Top/Bottom)	Mesh size (mm)	Panel Size available (mm)	Weight (kg/m <sup>2</sup> )	Open Rate (%)
	25	6.5/4.5/5.0	13x13 40x40	1007 x 4007, <b>1247 x 4047</b> , <b>1007 x 3007</b> , 1530 x 4047	17.8	30
	30	6.5/4.5/5.0	13x13 40x40	1527 x 4047, <b>1247 x 4047</b> , 1007 x 3007, 1007 x 4047	19.1	30
	38	6.5/4.5/5.0	13x13 40x40	1527 x 4047, <b>1247 x 4047</b> , <b>1007 x 3007</b> , 1007 x 4047	23.8	30


## INSTALLATION FIXINGS

### MOULDED GRATING

GRP Australia offers a range of fixings to suit various applications. For more details regarding fastening options and installation diagrams, refer to the Grating and Tread Brochure supplied on our website.



**M Clip**  
CM3813



**M Clip**  
CM3820



**M Clip**  
CM3838



**M Clip**  
CM1920



**L Clip**  
CL3825



**C Clip**  
CC3815



**C Clip**  
CC3825



**C Clip**  
CC3838



**J Clip**  
CJ3838



**J Clip**  
CJ1938



**Recessed Washer**  
CR30



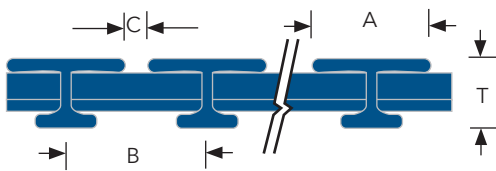
**Recessed Washer**  
CR45



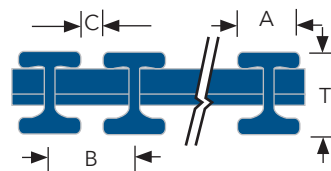
# PULTRUDED GRATINGS

## PHENOLIC GRATING

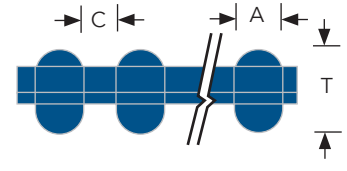
Our pultruded gratings are panels specially designed with 'I', 'T' and 'HL' shaped bearing bars and interlocked with solid rods or tubes. The grating is light-weight, strong, anti-fire chemical and UV resistant.



**TYPE 'T'**  
Pultruded Grating



**TYPE 'I'**  
Pultruded Grating



**TYPE 'HL'**  
Pultruded Grating

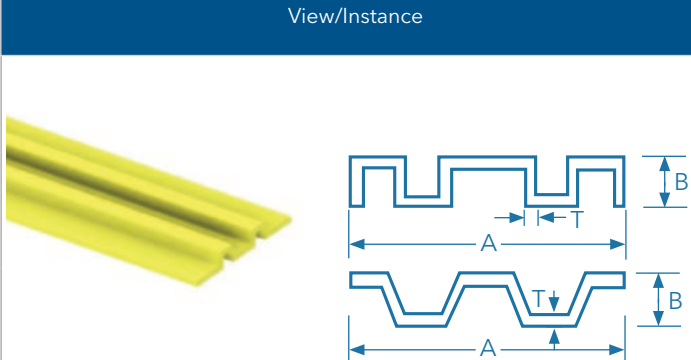
Type	'T' (mm)	'A' (mm)	'B' (mm)	'C' (mm)	Open area (%)	Est weight Kg/m <sup>2</sup>
I-4010	25	15	25	10	40	17.8
I-5010	25	15	30	15	50	15.1
I-6010A	25	15	38	23	60	12.2
I-6010B	25	8	19.8	11.8	60	13.7
I-4015	38	15	25	10	40	22
I-5015	38	15	30	15	50	19.1
I-6015	38	15	38	23	60	16.2
I-4012	30	15	25	10	40	19.1
I-5012	30	15	30	15	50	16.1
I-6012	30	15	38	23	60	13.1
I-40125	32	15	25	15	40	19.8
I-50125	32	15	30	15	50	17.4
I-60125	32	15	38	23	60	13.5
I-4020	50	15	25	15	40	28.5
I-5020	50	15	30	15	50	24.2
I-6020	50	15	38	23	60	20.1
T-1210	25	38	43.4	5.4	12	15.6
T-1810	25	38	50.8	9.5	18	13.8
T-2510	25	38	50.8	12.7	25	13.6
T-3310	25	41.3	19.7	61	33	11.2
T-3810	25	38	61	23	38	11.8
T-1215	38	38	43.3	5.2	12	19.6
T-2515	38	38	50.8	12.7	25	16.7
T-3815	38	38	61	23	38	14.2
T-3020	50	25.4	38.1	12.7	33	21.7
T-5020	50	25.4	50.8	25.4	50	17.2
HL-4020	50	15	10	10	40	62.8
HL-5020	50	15	15	15	50	52.2
HL-6020	50	15	23	23	60	43.5

# PULTRUDED PROFILES

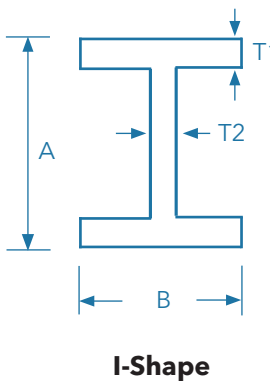
## REINFORCED POLYMER

GRP Australia offers a wide range of pultruded profiles including kick plate, structural beams, tubing and solid rod. Our profiles are manufactured according to the standardised pultrusion process. Glass mat and roving are drawn through a resin bath, then pulled through a heated die to form the desired shape. Section properties can be found in the GRP Australia Design Guide.

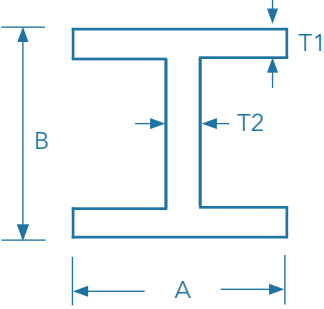
### KICK PLATE

View/Instance	Type	Dimension (mm)	Weight (kg/m)
	Kick Plate	A x B x T	
	KPM100x16x5	100 x 16 x 5.0 M- shape	1.30
	KPM100x15x3.2	100 x 15 x 3.2 W- shape	1.60

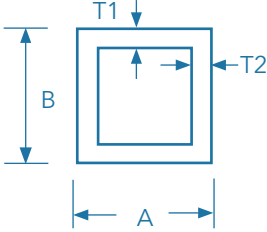
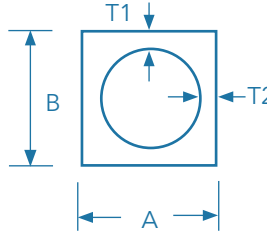
### I - BEAM

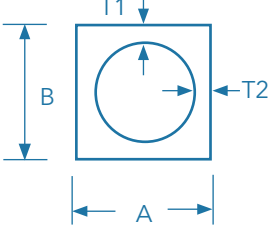
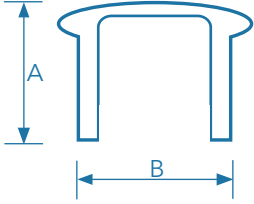
View/Instance	Type	Dimension (mm)	Weight (kg/m)
	I-shape	A x B x T1 x T2	
	IB32x15x6.4x4.0	32 x 15 x 6.4 x 4.0	0.51
	IB38x30x3.0x3.0	38 x 30 x 3.0 x 3.0	0.53
	IB75x102x6.0x6.0	75 x 102 x 6.0 x 6.0	3.00
	IB102x50x6.4x6.4	102 x 50 x 6.4 x 6.4	2.40
	IB102x50x8.0x8.0	102 x 50 x 8.0 x 8.0	3.00
	IB140x70x6.35x6.35	140 x 70 x 6.35 x 6.35	3.30
	IB152x76x6.4x6.4	152 x 76 x 6.4 x 6.4	3.59
	IB152x76x9.5x9.5	152 x 76 x 9.5 x 9.5	5.32
	IB152x127x9.5x9.5	152 x 127 x 9.5 x 9.5	7.10
	IB152x127x12.7x12.7	152 x 127 x 12.7 x 12.7	9.20
	IB180x45x9.0x12.0	180 x 45 x 9.0 x 12.0	5.40
	IB203x102x9.5x9.5	203 x 102 x 9.5 x 9.5	7.20
	IB203x102x12.7x12.7	203 x 102 x 12.7 x 12.7	9.50
	IB240x120x12x12	240 x 120 x 12 x 12	10.50
	IB254x127x9.5x9.5	254 x 127 x 9.5 x 9.5	9.00
	IB254x127x12.7x12.7	254 x 127 x 12.7 x 12.7	11.90
IB305x152x9.5x9.5	305 x 152 x 9.5 x 9.5	10.74	
IB305x152x12.7x12.7	305 x 152 x 12.7 x 12.7	14.30	

## H - BEAM

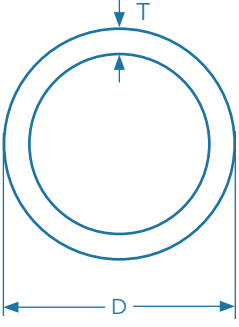
View/Instance	Type	Dimension (mm)	Weight (kg/m)
 <p><b>H-Shape</b></p>	H-shape	A x B x T1 x T2	
	HB76x76x6.4	76 x 76 x 6.4 x 6.4	2.67
	HB102x102x6.4	102 x 102 x 6.4 x 6.4	3.59
	HB102x102x8.0	102 x 102 x 8.0 x 8.0	4.50
	HB152x152x6.4	152 x 152 x 6.4 x 6.4	5.43
	HB152x152x9.5	152 x 152 x 9.5 x 9.5	8.10
	HB203x203x9.5	203 x 203 x 9.5 x 9.5	10.80
	HB203x203x12.7	203 x 203 x 12.7 x 12.7	14.36
	HB203x203x6.4	203 x 203 x 6.4 x 6.4	7.50
	HB254x254x9.5	254 x 254 x 9.5 x 9.5	13.60
	HB254x254x12.7	254 x 254 x 12.7 x 12.7	18.04
	HB305x305x12.7	305 x 305 x 12.7 x 12.7	21.50

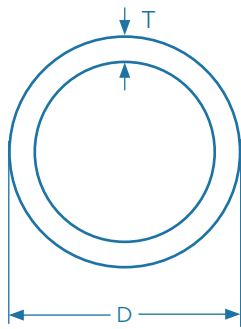
## SQUARE HOLLOW SECTION

View/Instance	Type	Dimension (mm)	Weight (kg/m)
 <p><b>Square-tube</b></p>  <p><b>Square-tube</b></p>	Square-tube	A x B x T1 x T2	
	SHS25x25x3.2	25 x 25 x 3.2 x 3.2	0.53
	SHS25x25x6.4	25 x 25 x 6.4 x 6.4	0.90
	SHS32x32x3.2	32 x 32 x 3.2 x 3.2	0.70
	SHS32x32x6.4	32 x 32 x 6.4 x 6.4	1.24
	SHS38x38x3.2	38 x 38 x 3.2 x 3.2	0.85
	SHS38x38x5.0	38 x 38 x 5.0 x 5.0	1.25
	SHS38x38x6.4	38 x 38 x 6.4 x 6.4	1.54
	SHS44x44x3.2	44 x 44 x 3.2 x 3.2	1.01
	SHS44x44x6.4	44 x 44 x 6.4 x 6.4	1.83
	SHS50x50x3.2	50 x 50 x 3.2 x 3.2	1.14
	SHS50x50x3.5	50 x 50 x 3.5 x 3.5	1.24
	SHS50x50x4.0	50 x 50 x 4.0 x 4.0	1.42
	SHS50x50x5.0	50 x 50 x 5.0 x 5.0	1.74
	SHS50x50x6.4	50 x 50 x 6.4 x 6.4	2.12
	SHS54x54x3.2	54 x 54 x 3.2 x 3.2	1.24
	SHS54x54x4.8	54 x 54 x 4.8 x 4.8	1.78
	SHS60x60x5.0	60 x 60 x 5.0 x 5.0	2.10
	SHS64x64x3.2	64 x 64 x 3.2 x 3.2	1.48
	SHS64x64x4.4	64 x 64 x 4.4 x 4.4	1.97
	SHS64x64x6.4	64 x 64 x 6.4 x 6.4	2.80

View/Instance	Type	Dimension (mm)	Weight (kg/m)
 <p><b>Square-tube</b></p>  <p><b>Handrail-U-Shape</b></p>	SHS76x76x3.2	76 x 76 x 3.2 x 3.2	1.77
	SHS76x76x5.0	76 x 76 x 5.0 x 5.0	2.70
	SHS76x76x6.4	76 x 76 x 6.4 x 6.4	3.39
	SHS76x76x9.5	76 x 76 x 9.5 x 9.5	4.89
	SHS89x89x6.4	89 x 89 x 6.4 x 6.4	3.95
	SHS90x90x5.0	90 x 90 x 5.0 x 5.0	3.50
	SHS90x90x6.4	90 x 90 x 6.4 x 6.4	4.10
	SHS100x100x10	100 x 100 x 10 x 10	6.90
	SHS101x101x3.2	101 x 101 x 3.2 x 3.2	2.38
	SHS101x101x5.0	101 x 101 x 5.0 x 5.0	3.61
	SHS101x101x6.4	101 x 101 x 6.4 x 6.4	4.61
	SHS101x101x8.0	101 x 101 x 8.0 x 8.0	6.00
	SHS125x125x6.4	125 x 125 x 6.4 x 6.4	5.90
	SHS125x125x8.0	125 x 125 x 8.0 x 8.0	7.30
	SHS152x152x6.4	152 x 152 x 6.4 x 6.4	7.10
	SHS152x152x9.5	152 x 152 x 9.5 x 9.5	10.4
	SHS152x152x12.7	152 x 152 x 12.7 x 12.7	13.5
	SHS25x25x3.175	25 x 25 x 3.175 x 3.175	0.70
	Handrail-U-shape	A x B x T	
	HR62x60x5	62 x 60 x 5.0	1.70

## ROUND TUBE

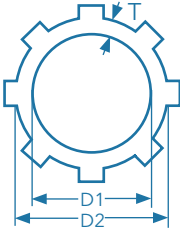
View/Instance	Type	Dimension (mm)	Weight (kg/m)
 <p><b>Round Tube</b></p>	Round-tube	D X T	
	RT25x3.2	25 x 3.2	0.44
	RT26x3.0	26 x 3.0	0.42
	RT26x4.8	26 x 4.8	0.63
	RT32x3.2	32 x 3.2	0.55
	RT32x5.0	32 x 5.0	0.81
	RT32x6.0	32 x 6.0	0.96
	RT38x3.2	38 x 3.2	0.65
	RT38x4.0	38 x 4.0	0.81
	RT38x5	38 x 5.0	1.00
	RT38x6.4	38 x 6.4	1.18
	RT41x4.5	41 x 4.5	0.98
	RT42x3.2	42 x 3.2	0.70
	RT42x5.0	42 x 5.0	1.11
	RT42x6.4	42 x 6.4	1.45
	RT48x6.4	48 x 6.4	1.58
	RT50x3.2	50 x 3.2	0.84
	RT50x4.0	50 x 4.0	1.10



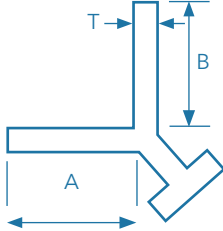
**Round Tube**

RT50x5	50 x 5.0	1.34
RT50x6.4	50 x 6.4	1.67
RT50x3.5	50 x 3.5	0.96
RT50.8x6.4	50.8 x 6.4	1.70
RT50.8x3.2	50.8 x 3.2	0.68
RT60x5.5	60 x 5.5	1.85
RT60x6.5	60 x 6.5	2.10
RT64x3.5	64 x 3.5	1.26
RT64x6.4	64 x 6.4	2.38
RT69x5.0	69 x 5.0	2.10
RT70x8.0	70 x 8.0	3.20
RT75x4.2	75 x 4.2	1.80
RT76x6.4	76 x 6.4	2.64
RT85x5.0	85 x 5.0	2.40
RT89x5.0	89 x 3.2	1.54
RT89x5.0	89 x 5.0	2.51
RT89x6.4	89 x 6.4	3.13
RT99x5.0	99 x 5.0	2.81
RT101x4.3	101 x 4.3	2.60
RT101x5.0	101 x 5.0	2.90
RT101x6.4	101 x 6.4	3.62
RT114x3.2	114 x 3.2	2.12
RT114x5.0	114 x 5.0	3.25
RT114x6.4	114 x 6.4	4.11
RT114x9.5	114 x 9.5	5.93
RT139x25.0	139 x 25.0	18.0
RT140x4.0	140 x 4.0	3.40
RT140x6.35	140 x 6.35	5.20
RT150x3.2	150 x 3.2	2.81
RT150x5.0	150 x 5.0	4.35
RT150x6.4	150 x 6.4	5.50
RT150x9.5	150 x 9.5	8.00

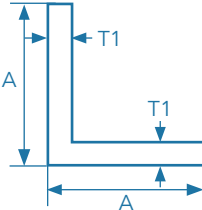
## CORRUGATED ROUND TUBE

View/Instance	Type	Dimension (mm)	Weight (kg/m)
 <p><b>Corrugated</b></p>	Corrugated Round Tube	D1 x D2 x T	
	CRT19x32x6.4	19 x 32 x 6.4	1.11
	CRT25x32x3.5	25 x 32 x 3.5	0.66
	CRT22x32x5.0	22 x 32 x 5.0	0.99
	CRT19x34x7.5	19 x 34 x 7.5	1.30

## Y-BEAM

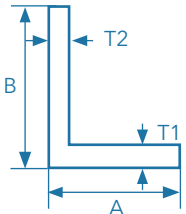
View/Instance	Type	Dimension (mm)	Weight (kg/m)
 <p><b>Y-Shape</b></p>	Y-shape	D1 x D2 x T	
	YB25x38x6.4	25 x 38 x 6.4	1.40
	YB38x38x6.4	38 x 38 x 6.4	1.60
	YB50x38x6.4	50 x 38 x 6.4	1.70

## EQUAL ANGLE

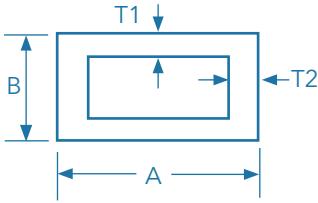
View/Instance	Type	Dimension (mm)	Weight (kg/m)
 <p><b>Equal Angle</b></p>	Equal angle	A x A x T1 x T1	
	EA25x25x3.2	25 x 25 x 3.2 x 3.2	0.33
	EA25x25x6.4	25 x 25 x 6.4 x 6.4	0.56
	EA30x30x5.0	30 x 30 x 5.0 x 5.0	0.57
	EA32x32x4.0	32 x 32 x 4.0 x 4.0	0.42
	EA38x38x5.0	38 x 38 x 5.0 x 5.0	0.68
	EA38x38x6.4	38 x 38 x 6.4 x 6.4	0.85
	EA45x45x4.8	45 x 45 x 4.8 x 4.8	0.75
	EA50x50x3.2	50 x 50 x 3.2 x 3.2	0.62
	EA50x50x6.4	50 x 50 x 6.4 x 6.4	1.14
	EA60x60x9.0	60 x 60 x 9.0 x 9.0	1.90
	EA76x76x4.8	76 x 76 x 4.8 x 4.8	1.38
	EA76x76x6.4	76 x 76 x 6.4 x 6.4	1.77
	EA76x76x9.5	76 x 76 x 9.5 x 9.5	2.57
	EA76x76x12.7	76 x 76 x 12.7 x 12.7	3.40
	EA101x101x6.4	101 x 101 x 6.4 x 6.4	2.50
EA101x101x8.0	101 x 101 x 8.0 x 8.0	2.95	
EA101x101x9.5	101 x 101 x 9.5 x 9.5	3.48	

	EA101x101x12.7	101 x 101 x 12.7 x 12.7	4.57
	EA152x152x6.4	152 x 152 x 6.4 x 6.4	3.62
	EA152x152x9.5	152 x 152 x 9.5 x 9.5	5.42
	EA152x152x12.7	152 x 152 x 12.7 x 12.7	7.01

## UNEQUAL ANGLE

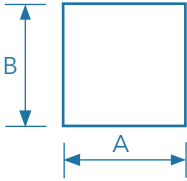
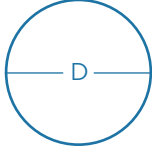
View/Instance	Type	Dimension (mm)	Weight (kg/m)
 <p><b>Unequal Angle</b></p>	Unequal angle	A x B x T1 x T2	
	UA40x22x4.0	40 x 22 x 4.0 x 4.0	0.45
	UA50x40x6.35	50 x 40 x 6.35 x 6.35	1.20
	UA76x15x6.0	76 x 15 x 6.0 x 6.0	0.98
	UA100x50x6.4	100 x 50 x 6.4 x 6.4	1.80
	UA145x76x10	145 x 76 x 10 x 10	3.85
	UA170x76x9.5	170 x 76 x 9.5 x 9.5	4.40
	UA180x80x8.0	180 x 80 x 8.0 x 8.0	3.89
	UA254x40x6.4	254 x 40 x 6.4 x 6.4	3.61

## RECTANGULAR HOLLOW SECTION

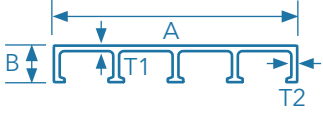


View/Instance	Type	Dimension (mm)	Weight (kg/m)
 <p><b>Rectangular Hollow Section</b></p>	Rectangular Section	A x B x T1 x T2	
	RHS44x25x3.2	44 x 25 x 3.2 x 3.2	0.80
	RHS44x20x3.2	44 x 20 x 3.2 x 3.2	0.75
	RHS44x20x3.2	44 x 20 x 3.2 x 3.2	0.62
	RHS51x25x3.0	51 x 25 x 3.0 x 3.0	0.79
	RHS51x25x6.4	51 x 25 x 6.4 x 6.4	1.54
	RHS51x25x4.0	51 x 25 x 4.0 x 4.0	1.01
	RHS51x38x5.0	51 x 38 x 4.0 x 4.0	1.22
	RHS52x32x4.0	52 x 32 x 5.0 x 5.0	1.41
	RHS75x38x4.0	75 x 38 x 4.0 x 4.0	1.70
	RHS76x30x6.0	76 x 30 x 6.0 x 6.0	1.60
	RHS80x60x5.0	80 x 60 x 5.0 x 5.0	2.50
	RHS80X30X4.0	80 x 30 x 4.0 x 4.0	1.60
	RHS90X30X5.0	90 x 30 x 5.0 x 5.0	2.25
	RHS90X63X5.0	90 x 63 x 5.0 x 5.0	2.75
	RHS91x38x4	91 x 38 x 4.0 x 4.0	1.78
	RHS100X75X5.0	100 x 75 x 5.0 x 5.0	3.25
	RHS101.6X50.80X6.35	101.6 x 50.8 x 6.35 x 6.35	3.45
	RHS112X91X6.4	112 x 91 x 6.4 x 6.4	4.46
	RHS120X45X3.0	120 x 45 x 3.0 x 3.0	2.00
	RHS125X75X6.0	125 x 75 x 6.0 x 6.0	4.35
	RHS140x30x5.0	140 x 30 x 5.0 x 5.0	3.20

	RHS150x100x6.35	150 x 100 x 6.35 x 6.35	5.80
	RHS175x50x9.0	175 x 50 x 9.0 x 9.0	7.00
	RHS200x30x5.0	200 x 30 x 5.0 x 5.0	4.30

## SOLID ROD


View/Instance	Type	Dimension (mm)	Weight (kg/m)
 <p><b>Solid Square Rod</b></p>  <p><b>Solid Round Rod</b></p>	Solid square rod	A x B	
	SSR25x25	25 x 25	1.23
	SSR32x32	32 x 32	2.00
	SSR38x38	38 x 38	2.80
	Round solid rod	D	
	RSR6.0	6.0	0.08
	RSR9.5	9.5	0.14
	RSR12.7	12.7	0.26
	RSR25.4	25.4	1.00
	RSR31.8	31.8	1.51
	RSR38.0	38.0	2.15
	RSR4.2	4.2	0.03
	RSR8.0	8.0	0.10
	RSR16	16	0.41
	RSR19	19	0.55
	RSR20	20	0.62
	RSR22	22	0.72

## DECKING


View/Instance	Type	Dimension (mm)	Weight (kg/m)
 <p><b>Deck</b></p>	Deck	A x T1 x B x T2	
	DB250-32	250 x 32 x 5	4.5
	DB250-40	250 x 40 x 6	5.3
	DB302-48	305 x 6.4 x 47.5 x 6.4	8.5
 <p><b>Floor Plate</b></p>  <p><b>Flat Deck</b></p>	Floor plate	A1 x T1 x A2 x T2 x B x T3	
	FP500-59	500 x 6.0 x 450 x 6.0 x 48.5 x 6.0	16.4
	FP600-100	600 x 13.0 x 550 x 13.0 x 98.5 x 12.0	52.5
	FP725-45	725 x 4.5 x 675 x 4.5 x 45 x 4.5	17.9
	FL-A	FL-A 508 x 7.0 x 50.8 x 8.0	19.7
	FL-B	FL-B 635 x 12.0 x 101.6 x 13.0	54.6




## FLAT PLATE


View/Instance	Type	Dimension (mm)	Weight (kg/m)
 <p><b>Flat plate</b></p>	Flat plate	Thickness x width	
	FP3.2x1000	3.2 x 1000	6.18
	FP3.2x1220	3.2 x 1220	7.42
	FP4.0x800	4.0 x 800	6.20
	FP4.0x1200	4.0 x 1200	9.19
	FP4.8x1000	4.8 x 1000	9.30
	FP5.0x440	5.0 x 440	4.25
	FP5.0x1220	5.0 x 1220	11.8
	FP6.4x1220	6.4 x 1220	14.84
	FP9.5x1220	9.5 x 1220	22.02
	FP12.7x1220	12.7 x 1220	29.44
	FP16x1220	16 x 1220	37.20
	FP19x1220	19 x 1220	44.10
	FP25.4x1222	25.4 x 1222	59.00

## FLAT STRIP

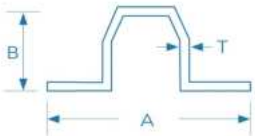
View/Instance	Type	Dimension (mm)	Weight (kg/m)
 <p><b>Flat strip</b></p>	Flat strip	Thickness x width	
	FS19x6.4	19 x 6.4	0.25
	FS19x22	19 x 22	0.85
	FS24.6x3.4	24.6 x 3.4	0.15
	FS25.4x8.0	25.4 x 8.0	0.40
	FS30x3.0	30 x 3.0	0.18
	FS30x6.4	30 x 6.4	0.37
	FS35x8.0	35 x 8.0	0.54
	FS35x5.0	35 x 5.0	0.37
	FS38x8.0	38 x 8.0	0.60
	FS38x15.0	38 x 15.0	1.12
	FS40x8.0	40 x 8.0	0.62
	FS40x10.0	40 x 10.0	0.79
	FS46x6.4	46 x 6.4	0.58
	FS50x2.0	50 x 2.0	0.25
	FS50x4	50 x 4.0	0.38
	FS50x6.0	50 x 6.0	0.59
	FS50x8.0	50 x 8.0	0.76
	FS50x15.0	50 x 15.0	1.43
	FS50x25.0	50 x 25.0	2.5
FS60x2.0	60 x 2.0	0.24	
FS60x4.0	60 x 4.0	0.48	

 <p><b>Flat strip</b></p>	FS64x4.8	64 x 4.8	0.60
	FS64x15	64 x 15	1.81
	FS70x4	70 x 4.0	0.55
	FS76x9.5	76 x 9.5	1.42
	FS76x14	76 x 14	2.05
	FS100x10.0	100 x 10.0	1.95
	FS100x25.0	100 x 25.0	4.85
	FS102x3.2	102 x 3.2	0.63
	FS102x5.0	102 x 5.0	0.97
	FS102x6.4	102 x 6.4	1.30
	FS120x10.0	120 x 10.0	2.40
	FS127x6.4	127 x 6.4	1.54
	FS152x10.0	152 x 10.0	2.92
	FS152x20.0	152 x 20.0	5.90
	FS190x15.0	190 x 15.0	5.42
FS250x12.0	250 x 12.0	5.70	

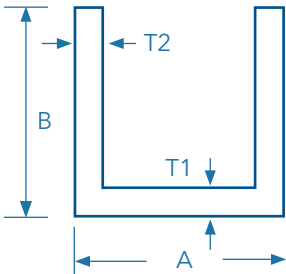
## FLAT STRIP (CHAMFERED EDGE)

View/Instance	Type	Dimension (mm)	Weight (kg/m)
 <p><b>Flat strip (chamfered edge)</b></p>	Flat strip	Thickness x width	
	FSC250x12.0	250 x 12.0	5.7
	FSC280x10.0	280 x 10.0	5.32
	FSC300x24.0	300 x 24.0	14.4
	FSC355x5.0	355 x 5.0	3.5
	FSC555x5.0	555 x 5.0	5.40
	FSC751x5.0	751 x 5.0	7.20
	FSC762x9.5	762 x 9.5	13.8
	FSC50x3.2	50 x 3.2	0.29
	FSC60x3.2	60 x 3.2	0.36
	FSC70x4.0	70 x 4.0	0.54
	FSC90x3.2	90 x 3.2	0.54
	FSC100x3.2	100 x 3.2	0.60
	FSC120x3.0	120 x 3.0	0.70
	FSC48.6x6.0	48.6 x 6.0	0.56


## TOP HAT

View/Instance	Type	Dimension (mm)	Weight (kg/m)
 <p><b>Top Hat</b></p>	Top Hat	D1 x D2 x T	
	TH90x30x4.0	90 x 30 x 4.0	1.03

# CHANNEL C

View/Instance	Type	Dimension (mm)	Weight (kg/m)
 <p><b>C-Channel</b></p>	C-Channel	A x B x T1 x T2	
	C25x14x3.0	25 x 14 x 3.0 x 3.0	0.28
	C26x18x3.2	26 x 18 x 3.2 x 3.2	0.30
	C31x23x4.0	31 x 23 x 4.0 x 4.0	0.65
	C32x13x3.0	32 x 13 x 3.0 x 3.0	0.25
	C40x24x3.2	40 x 24 x 3.2 x 3.2	0.50
	C45x28x6.4	45 x 28 x 6.4 x 6.4	1.07
	C50x14x3.2	50 x 14 x 3.2 x 3.2	0.44
	C50x30x5.0	50 x 30 x 5.0 x 5.0	0.96
	C52x50x6.0	52 x 50 x 6.0 x 6.0	1.63
	C60x50x5.0	60 x 50 x 5.0 x 5.0	1.44
	C70x30x4.5	70 x 30 x 4.5 x 4.5	0.95
	C75x35x5	75 x 35 x 5.0 x 5.0	1.37
	C76x38x6.4	76 x 38 x 6.4 x 6.4	1.70
	C90x35x5.0	90 x 35 x 5.0 x 5.0	1.49
	C90x35x8.0	90 x 35 x 8.0 x 8.0	2.10
	C102x30x4.0	102 x 30 x 4.0 x 4.0	1.20
	C102x44x4.8	102 x 44 x 4.8 x 4.8	1.65
	C102x44x6.4	102 x 44 x 6.4 x 6.4	2.10
	C150x100x6.4	150 x 100 x 6.4 x 6.4	4.10
	C152x42x4.8	152 x 42 x 4.8 x 4.8	2.03
	C152x42x9.5	152 x 42 x 9.5 x 9.5	3.95
	C152x50x9.5	152 x 50 x 9.5 x 9.5	4.35
	C203x56x9.5	203 x 56 x 9.5 x 9.5	5.34
	C254x70x12.7	254 x 70 x 12.7 x 12.7	8.90
C305x76.0x12.7	305 x 76.2 x 12.7 x 12.7	10.50	
C356x89x19	356 x 89 x 19 x 19	18.10	

# PEDESTALS

View/Instance	Product Code	Height Range	Working Loading
	GP117	117-201mm	1500kgs
	GP197	197-281mm	1500kgs

# CUSTOM PULTRUDED SECTIONS

## GRP AUSTRALIA


In addition to standardised profiles, we offer customised pultruded sections to suit any application. Pultrusions can be customised to meet specific requirements in regard to shape, design and resin matrix. Our in-house engineers are capable of providing design services to eliminate any uncertainty and ensure a sound structural solution.



*Custom fascia channel profile produced for an architectural feature on a high rise building in Brisbane. Using FRP instead of the originally designed aluminium profile reduced material and installation costs considerably.*



*Custom top hat profile produced for a picket fence surrounding a HV transformer yard. The client chose to use FRP as it is non-conductive and does not corrode.*



*Custom IB used for the fabrication of Swim Walls installed in large pools to partition areas of the pool. The swim walls can be raised and lowered according to the desired use.*

# PROJECT IMAGES

## GRP AUSTRALIA







**GRP AUSTRALIA**

**L:** 25 Shannon Place, Virginia 4014

**E:** [sales@grpaustralia.com.au](mailto:sales@grpaustralia.com.au)

**P:** 07 3252 1244